

**SWL:**

300 kg/661 lbs

WendyLett is a slide sheet that facilitates positioning and turning in bed. It is bedded in the bed like a normal sheet. WendyLett can be used in combination with drawsheet, WendyLett2Way, or sliding drawsheet, WendyLett4Way. WendyLett is available in several sizes and models.

WendyLett is part of a series of different models of transfer assistive devices. The choice of model and material is determined by the patient's functional capacity and the situations in which the product is to be used.

Vancare's products together form the Vancare concept, which takes a holistic approach to patient transfers. Vancare has four categories of transfers: transfer, positioning, support, and lifting.



## Functional inspection

---

### Visual inspection

Check the condition and function of the assistive device regularly. Always inspect the product after laundering. Check to ensure that seams and material are free from damage. Check to ensure that fabric is not worn or faded. If there are signs of wear, the product must be discarded.



## Always read the manual

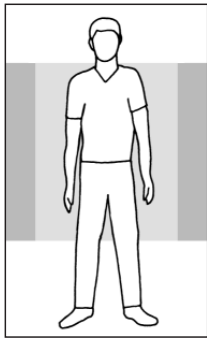
---

Always read the manuals for all assistive devices used during a transfer.

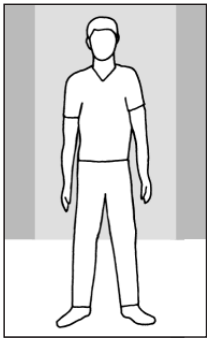
Keep the manual where it is accessible to users of the product.

Do not leave the patient unattended during a transfer situation.

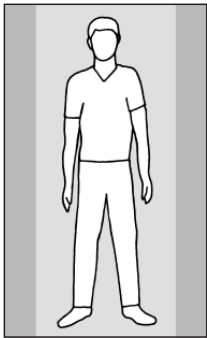
Placement



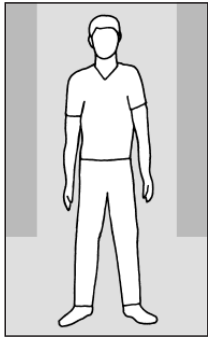
100x200  
100x220



140x200  
140x220




200x200  
200x220




200x90  
200x105

Place WendyLett with the smooth surface in the middle of the bed. It is bedded in the bed like a normal sheet. Ensure that the mattress cover’s rough surfaces or evenly distributed on both sides of the bed. These rough surfaces prevent the patient from sliding out of bed.

Material



The WendyLett slide sheet has a pattern of white stripes on a grey background. Stripes indicate direction of glide.

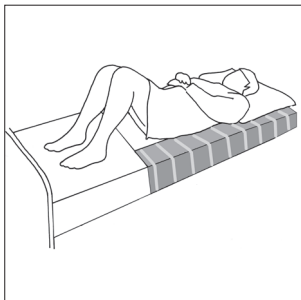


The draw sheet, WendyLett 2Way, has a white fabric with grey stripes. Stripes indicate the direction in which the sheet is drawn.

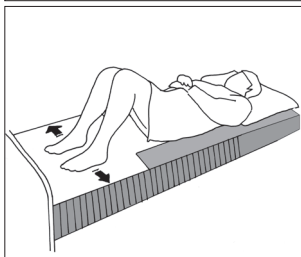


WendyLett 4Way has a grey-checked pattern and has a sliding surface underneath. Stripes indicate the direction in which the sheet is drawn.

## Using WendyLett

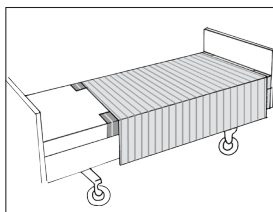


A WendyLett can be bedded in cases where the patient is able to turn himself/herself, but finds it easier with less friction.

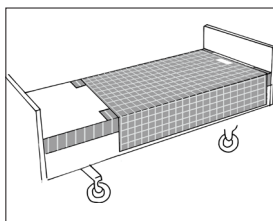


The smooth surface of the sheet reaches over the foot of the bed, which makes it easier for the patient to shift his/her feet when sitting up at the edge of the bed.

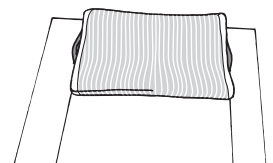
## Accessories



With WendyLett2Way, the patient can turn himself/herself without sliding down in the bed when the head end is raised. If the patient needs some assistance or turning is heavy, WendyLett2Way can function as a draw sheet for the caregiver.



With WendyLett4Way, the patient can be helped to a position higher up in bed or closer to one side.



WendyLean is a pillow case with an anti-friction surface on the underside and handles on both sides. The anti-friction surface facilitates positioning of the pillow.

## Material:

Polyester, cotton, satin

## Care of the product:

Read the product label.



Do not use rinsing agent. To ensure maximum material life, hang dry or tumble dry on low heat.

Item No.	Product	Size	Colour
<b>WendyLett - sliding sheet</b> (Can be combined with WendyLett2Way drawsheet or WendyLett4Way sliding drawsheet)			
1609	WendyLett, 60 cm/24" sliding surface ( <i>bed 80/90 cm - 32"/36"</i> )	100 x 200 cm/40" x 80"	white
1614	WendyLett, 60 cm/24" sliding surface ( <i>bed 80/90 cm - 32"/36"</i> )	140 x 200 cm/56" x 80"	white
1629	WendyLett, 60 cm/24" sliding surface ( <i>bed 80/90 cm - 32"/36"</i> )	100 x 200 cm/40" x 80"	grey/white striped
1634	WendyLett, 60 cm/24" sliding surface ( <i>bed 80/90 cm - 32"/36"</i> )	140 x 200 cm/56" x 80"	grey/white striped
1639	WendyLett, 70 cm/28" sliding surface ( <i>bed 105 cm/42"</i> )	200 x 200 cm/80" x 80"	grey/white striped
1667	WendyLett, 100 cm/40" sliding surface ( <i>bed 120 cm/48"</i> )	100 x 220 cm/40" x 88"	grey/white striped
1668	WendyLett, 100 cm/40" sliding surface ( <i>bed 120 cm/48"</i> )	140 x 220 cm/56" x 88"	grey/white striped
1669	WendyLett, 100 cm/40" sliding surface ( <i>bed 120 cm/48"</i> )	200 x 220 cm/80" x 88"	grey/white striped
1641	WendyLett, 70 cm/28" sliding surface ( <i>bed 90 cm/36"</i> ), <i>tailored</i>	200 x 90 cm/36" x 80"	grey/white striped
1651	WendyLett, 80 cm/32" sliding surface ( <i>bed 105 cm/42"</i> ), <i>tailored</i>	200 x 105 cm/42" x 80"	grey/white striped
<b>WendyLett2Way - drawsheet</b> (To be combined with WendyLett sliding sheet)			
1620	WendyLett2Way	90 x 180 cm/36" x 72"	white
1631	WendyLett2Way	100 x 200 cm/40" x 80"	white/grey striped
1636	WendyLett2Way	140 x 200 cm/56" x 80"	white/grey striped
<b>WendyLett4Way - sliding drawsheet</b> (To be combined with WendyLett sliding sheet)			
1637	WendyLett4Way	140 x 200 cm/56" x 80"	grey/white checked
1647	WendyLett4Way	200 x 200 cm/80" x 80"	grey/white checked
1648	WendyLett4Way, inco	75 x 200 cm/29 x 80"	grey (inco) checked
1649	WendyLett4Way, inco with handles	140 x 120 cm/56" x 47"	grey (inco)
1657	WendyLett4Way, with handles	140 x 190 cm/56" x 75"	grey/white checked
<b>WendyLean - pillowcase with handles</b>			
1680	WendyLean	50 x 60 cm/20" x 24"	grey/white striped

Contact your local distributor if you have any questions about the product and its use. See [www.vancare.com](http://www.vancare.com) for a complete list of distributors. Always make sure that you have the right version of the manual. The most recent editions of the manuals are available for downloading from our website, [www.vancare.com](http://www.vancare.com)

Manufactured for:

Vancare, Inc.  
1515 First St  
Aurora, NE 68818

Phone: (800) 694-4525  
Fax: 402-694-3994  
[info@vancare.com](mailto:info@vancare.com)

**VANCARE®**  
We move body and mind